

**LOCTITE®**



# LOCTITE® 3D IND402™

A70 High Rebound  
Photoelastic  
Black

**LOCTITE®**

Henkel Corporation

[loctite3dp@henkel.com](mailto:loctite3dp@henkel.com)



# LOCTITE®

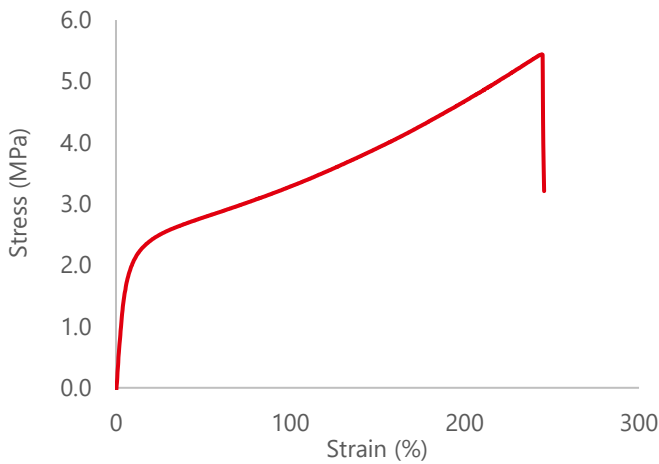
**IND402™**  
A70 HIGH REBOUND  
PHOTOELASTIC  
BLACK



## LOCTITE 3D IND402™

LOCTITE 3D IND402 is a single component elastomer material with high elongation and high resilience, excellent tensile strength and high energy return while also not requiring thermal post processing.

Parts can be printed with various DLP platforms.



### Benefits:

- True elastomeric behavior
- Excellent interlayer adhesion
- Good rebound performance

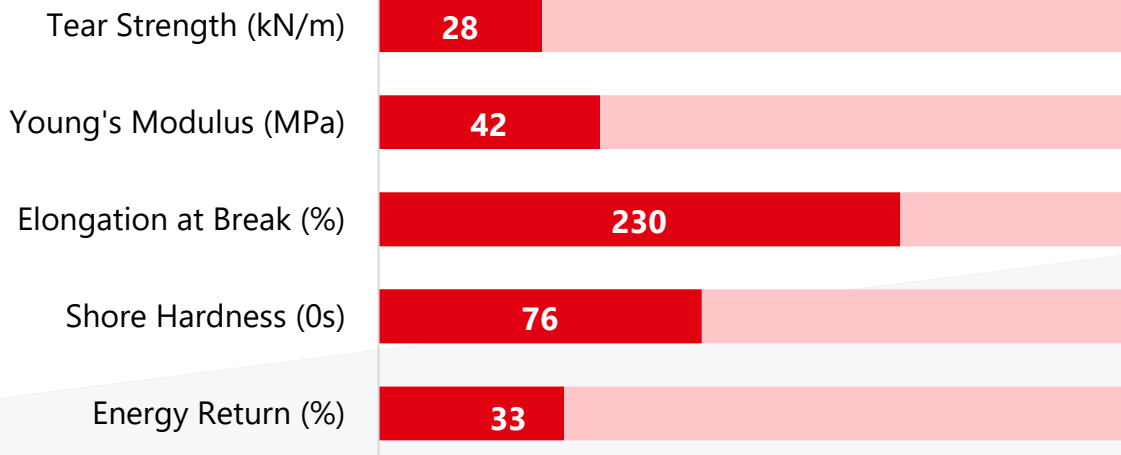
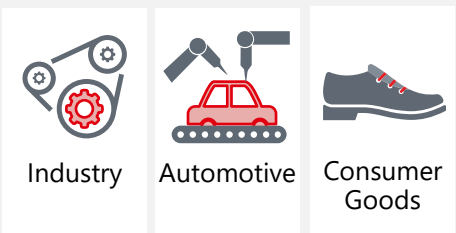


### Ideal for:

- Consumer products
- Lattice structures for sportswear



### Markets:



*\*Values shown are linked to LOCTITE IND402 Black as reference, please refer to the specific mechanical properties for each of the colors shown in this document*



# LOCTITE®

**IND402™**  
A70 HIGH REBOUND  
PHOTOELASTIC  
BLACK



## PROPERTIES

Mechanical Properties	Measure	Method	Green	Post Processed
Tensile Stress at Yield	MPa	ASTM D638	-	-
Tensile Stress at Break	MPa	ASTM D638	2.3 ± 0.31 [7]	5.5 ± 0.2 [1]
Young's Modulus	MPa	ASTM D638	15 ± 2 [7]	42 ± 5 [1]
Elongation at Break	%	ASTM D638	176 ± 44 [7]	230 ± 10 [1]
Tear Strength	kN/m	ASTM D624	-	28 +/- 1 [4]
Energy Return	%	Internal	-	30 – 35 [2]
Stress at 50% Strain	MPa	ASTM D412	-	3.0-3.5[8]
Stress at 100% Strain	MPa	ASTM D412	-	3.4-4.0[8]
Stress at 150% Strain	MPa	ASTM D412	-	4.0-4.6[8]
Strain at Break	%	ASTM D412	-	260-295[8]
Stress at Break	MPa	ASTM D412	-	6.1-7.0[8]
<b>Other Properties</b>				
Water Absorption (24hr)	%	ASTM D570	-	3.15 [3]
Water Absorption (72hr)	%	ASTM D570	-	-
Shore Hardness (3s)	A	ASTM D648	-	73 [5]
Solid Density	g/cm <sup>3</sup>	ASTM D1475	-	1.1 [6]
CTE (-40°C to 40°C)	(µm/m)/°C	ISO 11359-2	-	187.1 [9]
Glass Transition Temperature (Tg)	°C	ASTM E1356	-	-66 [10]

\*All specimen are printed unless otherwise specified.\* ASTM Methods: D638 Type IV, 50mm/min, , 2mm/min, D624, D570-98 24-hour water immersion, specimen 50.8mm diameter, 3.2mm thick, D412 Type C 500mm/min.

**Internal Data Sources:**

[1]FOR18387, [2]FOR18388, [3]FOR18665, [4]FOR18664, [5]FOR20027, [6]FOR20028, [7]FOR18709, [8]GEN1526  
[9]FOR94747, [10]FOR99382



# LOCTITE®

**IND402™**  
A70 HIGH REBOUND  
PHOTOELASTIC  
BLACK



## PROPERTIES

Biocompatibility	Method	Post Processed
Irritation	ISO 10993-23*	Comply <sup>[3]</sup>

Liquid Properties	Measure	Value
Viscosity at 25°C (77°F)	cP	14,500 <sup>[1]</sup>
Viscosity at 35°C (95°F)	cP	8,430 <sup>[2]</sup>
Viscosity at 40°C (104°F)	cP	6,028 <sup>[2]</sup>
Flow Characteristic	-	Self-leveling
Appearance Color	-	Black

\*The biological assessment has been performed based on the in vitro method according to ISO10993-23

Internal Data Sources:

[1]FOR18389, [2]FOR19857, [3]FOR52817 (in-vitro)





**IND402™**  
A70 HIGH REBOUND  
PHOTOELASTIC  
BLACK



## WORKFLOW

Validated workflows need to be followed to achieve properties as provided in the TDS. Examples of validated workflow steps are listed below. Users should defer to the most current workflow information for best results which can be found at <https://www.loctiteam.com/printer-validation-settings>

## PRINTER SETTINGS

**LOCTITE 3D IND402 Black** is formulated to print optimally on industrial DLP printer. Read the safety data sheet carefully to get details about health and safety instructions. Recommended print parameters:

- Shake resin bottle well before usage
- Temperature: 20°C to 35°C
- Intensity: 3 mW/cm<sup>2</sup> to 7 mW/cm<sup>2</sup>

### Exposure time for an intensity of 6 mW/cm<sup>2</sup>

Layer Thickness (µm):	50	100	50	Ec (mJ/cm <sup>2</sup> )	6.06
First layer time (s)	25	25	25	Dp (mm):	0.09
Burn in region (s):	2-4	4-6	2-4		
Model Layer Exposure (s):			6.5		

## POST PROCESSING

**LOCTITE 3D IND402 Black** requires post processing to achieve specified properties. Prior to post curing, support structures should be removed from the printed part, and the part should then be washed. Use compressed air to remove residual solvent from the surface of the material between intervals.

Post Process Step	Agent	Method	Duration	Intervals	Additional Info
Cleaning	IPA	Manual	2 min	2	Ensure parts are dry before next interval
Dry	n.a.	Compressed air	30 s	1	Air pressure (30 psi)
Wait before post curing	n.a.	Ambient condition	60 min	1	Room temperature

## POST CURING

**LOCTITE 3D IND402 Black** requires post curing to achieve specified properties. It is recommended that either an LED or wide spectrum lamp be used to post cure parts.

UC Curing Unit	UV Source	Intensity	Cure time/ side	Additional Settings (Shelf, Output Energy)
Loctite UVALOC 1000	Mercury Arc Bulb (broad spectrum)	30 mW/cm <sup>2</sup> at 365 nm	5 min	500 W, lowest shelf
Dymax 5000 EC Flood	Mercury Arc Bulb (broad spectrum)	148 mW/cm <sup>2</sup> at 380 nm	2 min	400W, Shelf K



# LOCTITE®

## IND402™

A70 HIGH REBOUND  
PHOTOELASTIC  
BLACK



## Notes

### ADDITIONAL DEVELOPMENT OPTIONS

**Colors:** LOCTITE 3D IND402 formula can be made in additional pigment colors

**Vat Printer:** LOCTITE 3D IND402 is not compatible with SLA printing process

**LCD printers:** LOCTITE 3D IND402 formula shows limited path forward for LCD projector printers at this time.

### LIQUID HANDLING

When handling liquid, always wear gloves and protective glasses to prevent skin and eye contact. **User must provide adequate ventilation (like fume hood) or wear suitable respiratory protection (like filter type: A per EN 14387) when printing/processing.**

Please refer to the Safety Data Sheet (SDS) on this product for more information on safe handling.

### LIMITATIONS

**Post Cure:** LOCTITE 3D IND402 requires broadband spectrum for post cure.

**Formula Modification:** LOCTITE 3D IND402 has limited potential for any tensile property adjustments.

<https://www.loctiteam.com/printer-validation-settings/>



# LOCTITE®

**IND402™**  
A70 HIGH REBOUND  
PHOTOELASTIC  
BLACK



## NOTE

The information provided in this Technical Data Sheet (TDS) including the recommendations for use and application of the product are based on our knowledge and experience of the product as at the date of this TDS. The product can have a variety of different applications as well as differing application and working conditions in your environment that are beyond our control. Henkel is, therefore, not liable for the suitability of our product for the production processes and conditions in respect of which you use them, as well as the intended applications and results. We strongly recommend that you carry out your own prior trials to confirm such suitability of our product.

Any liability in respect of the information in the Technical Data Sheet or any other written or oral recommendation(s) regarding the concerned product is excluded, except if otherwise explicitly agreed and except in relation to death or personal injury caused by our negligence and any liability under any applicable mandatory product liability law.

In case products are delivered by Henkel Belgium NV, Henkel Electronic Materials NV, Henkel Nederland BV, Henkel Technologies France SAS and Henkel France SA please additionally note the following:

In case Henkel would be nevertheless held liable, on whatever legal ground, Henkel's liability will in no event exceed the amount of the concerned delivery.

In case products are delivered by Henkel Colombiana, S.A.S. the following disclaimer is applicable:

The information provided in this Technical Data Sheet (TDS) including the recommendations for use and application of the product are based on our knowledge and experience of the product as at the date of this TDS. Henkel is not liable for the suitability of our product for the production processes and conditions in respect of which you use them, as well as the intended applications and results. We strongly recommend that you carry out your own prior trials to confirm such suitability of our product.

Any liability in respect of the information in the Technical Data Sheet or any other written or oral recommendation(s) regarding the concerned product is excluded, except if otherwise explicitly agreed and except in relation to death or personal injury caused by our negligence and any liability under any applicable mandatory product liability law.

In case products are delivered by Henkel Corporation, Resin Technology Group, Inc., or Henkel Canada, Inc. the following disclaimer is applicable:

The data contained herein are furnished for information only and are believed to be reliable. We cannot assume responsibility for the results obtained by others over whose methods we have no control. It is the user's responsibility to determine suitability for the user's purpose of any production methods mentioned herein and to adopt such precautions as may be advisable for the protection of property and of persons against any hazards that may be involved in the handling and use thereof. In light of the foregoing, Henkel Corporation specifically disclaims all warranties expressed or implied, including warranties of merchantability or fitness for a particular purpose, arising from sale or use of **Henkel Corporation's products. Henkel Corporation specifically disclaims any liability for consequential or incidental damages of any kind, including lost profits.** The discussion herein of various processes or compositions is not to be interpreted as representation that they are free from domination of patents owned by others or as a license under any Henkel Corporation patents that may cover such processes or compositions. We recommend that each prospective user test his proposed application before repetitive use, using this data as a guide. This product may be covered by one or more United States or foreign patents or patent applications.

### Trademark Usage

Except as otherwise noted, all trademarks in this document are trademarks of Henkel Corporation in the U.S. and elsewhere. ® denotes a trademark registered in the U.S. Patent and Trademark Office.



**LOCTITE®**



**FIND OUT MORE AT**  
**LOCTITEAM.COM**

**LOCTITE®**  
Henkel Corporation  
[loctite3dp@henkel.com](mailto:loctite3dp@henkel.com)



Version 2022/03/22